

Analysis of Taecheongsu natural water from Baegunsan Mountain, Korea

Irwandi Jaswir^{1,2}, Fitri Octaviantic³, Widya Lestari⁴, Ridar Hendrie⁵

¹International Institute for Halal Research and Training (INHART), International Islamic University Malaysia, Jalan Gombak 53100, Kuala Lumpur, Malaysia

²Bioprocess and Biomolecular Engineering Research Unit, Faculty of Engineering, International Islamic University Malaysia, Jalan Gombak 53100, Kuala Lumpur, Malaysia

³Faculty of Dentistry, Universiti Sains Islam Malaysia, Kuala Lumpur, Malaysia

⁴Faculty of Dentistry, International Islamic University Malaysia Kuantan, Malaysia

⁵Faculty of Fisheries, Riau University, Pekanbaru, Indonesia

Corresponding Author: Irwandi Jaswir, International Institute for Halal Research and Training (INHART), Bioprocess and Biomolecular Engineering Research Unit, Faculty of Engineering, International Islamic University Malaysia, Jalan Gombak 53100, Kuala Lumpur, Malaysia. Tel:+ 603-6196 5592, E-mail: irwandi@iium.edu.my

Citation: Irwandi Jaswir et al. (2015), Analysis of Taecheongsu natural water from Baegunsan Mountain, Korea. Int J Biotech & Bioeng. 1:1,20-25. DOI:10.25141/2475-3432-2015-1.0020

Copyright: ©2015 Irwandi Jaswir et al. This is an open-access article distributed under the terms of the Creative Commons Attribution License, which permits unrestricted use, distribution, and reproduction in any medium, provided the original author and source are credited

Received: October 31, 2015; **Accepted:** December 15, 2015; **Published:** December 30, 2015

Abstract:

Water with special healing properties has been reported for generations to contain health benefits and abilities to cure diseases. Water from locations including Nordenau in Germany and Lourdes in Paris have been analysed to deduce the special characteristics of the water that provide the healing properties. In this study, natural bedrock underground water from Baegunsan mountain in Idongmyeon, Pocheon-si, Gyeonggi-go, Korea was analysed for beneficial properties. The alkaline hydrogen-water which is termed TaeCheongsu water was tested for superoxide anion radical scavenging activities (SOSA), size of water molecules, active hydrogen content, hydrogen peroxide degradation capability and dissolved oxygen content. The results for TaeCheongsu water was compared against tap water, Stephan water, Nordenauer water and Lourdes water. TaeCheongsu water showed superior results compared to other healing waters and against controls across all tests. Therefore, TaeCheongsu healing water is a high quality water with potential benefits for health

Keywords: Healing Water, Sosa, Reduced Water, Health Benefits

Introduction:

The existence of 'healing waters' from different locations has been acknowledged across several generations with having health benefits and ability to cure certain diseases. They have been used widely in homeopathy and complementary medicine for the treatment of a wide range of medical conditions [1]. Lourdes (France), Nordenau (Germany), Hunza (Pakistan), Nadana (India), Tlacote (Mexico), Stephan (Poland), Marical (Russia) and the Great Salt Lake (USA) are some locations with natural water bodies that have been historically renowned for their health benefits and ability to 'heal' [2]. Studies on the content of healing waters have been carried out to identify the compositions leading to their healing properties [3], [4], [5], [6], [7], [8]. Minerals constituents in the water have been credited for their health benefits [9] and

the prevention of diseases, including hypertension [10]. Nordenau water from Germany has been reported with unusually high alkalinity and anti-oxidizing potential [11], while Hita Tenryosui water from Hita, Oita, Japan is reported as a natural reduced water. Both have been implicated in the treatment of diabetes mellitus [5]. Additionally, these waters have been reported to exert antioxidant effects which have protective effects against diseases [12]. In this short communication, we attempt to deduce the superoxide anion radical scavenging activity, water molecule size, active hydrogen, dissolved oxygen and hydrogen peroxide degradation capability of water sourced from Baegunsan mountain in Gyeonggi-go, Korea and compare the results to other sources of healing waters.

Methods (experimental):

Determination of superoxide anion radical scavenging activities (SOSA)

SOSA was determined using a spin trapping method using and ESR spectrometer following the method described by Noda and his team of researchers [13]. A standard graph was generated to which all the peaks were compared. The base value was set at 100 units/ml. SOSA values higher than the base value were considered to have substantial SOSA capability.

Water molecule size/ cluster:

Water molecule size was measured using an NMR detector (170-NMR). The water temperature was held constant before measuring to prevent fluctuations in reading. Variation in water signal was observed and recorded.

Active hydrogen:

Active hydrogen was measured following the absorbance method described by Kyushu University researchers [14].

Hydrogen peroxide degradation capability:

Hydrogen peroxide degradation capability was measured by quantifying the oxygen produced from decomposition of hydrogen peroxide. 10 ml of tested water was added to 5 ml of 30% hydrogen peroxide and the amount of oxygen released was recorded.

Dissolved oxygen content:

Two methods were used for the measurement of dissolved oxygen in water. The first method was constant test and the second was using diaphragm electrode process. Oxygen saturation at 18 °C was measured and compared against controls.

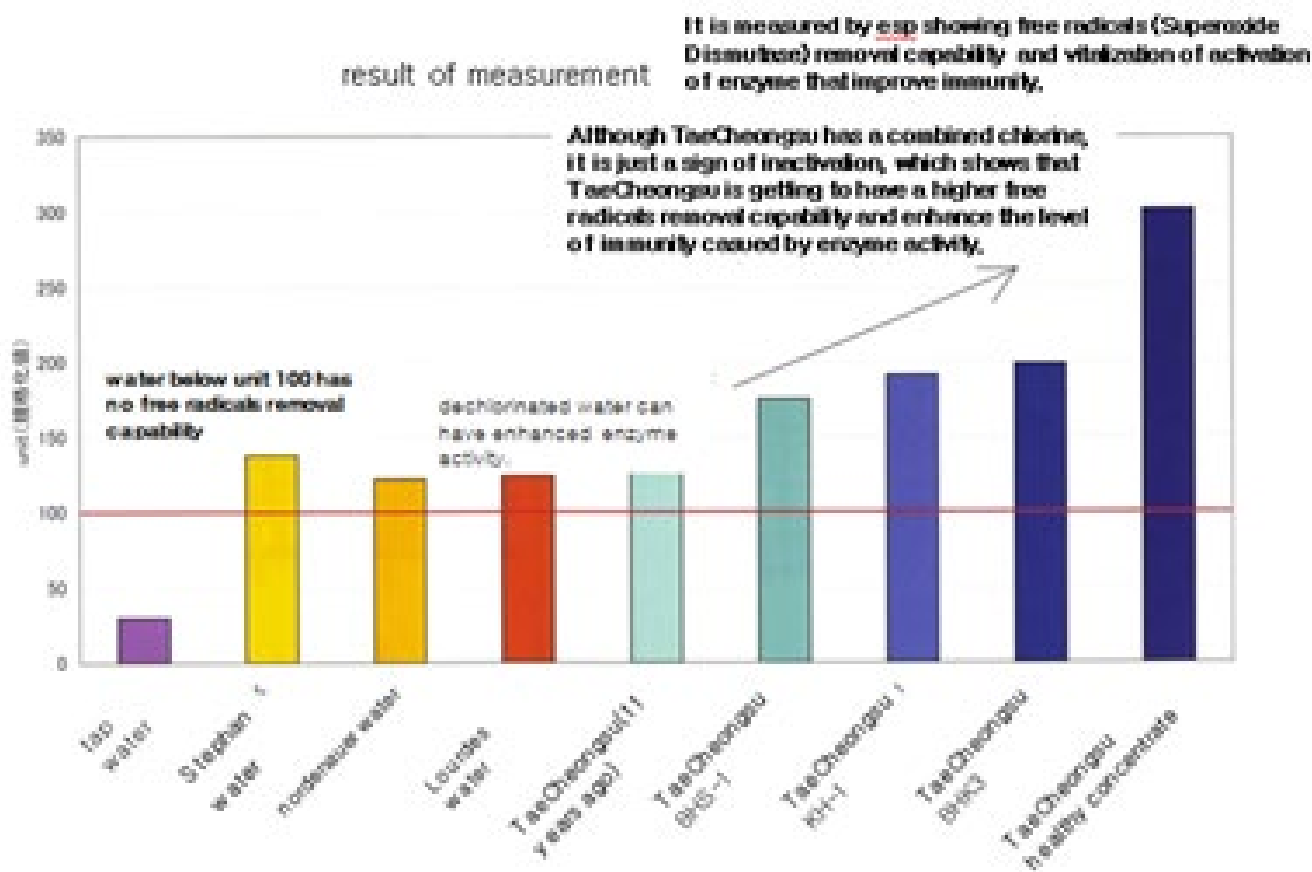


Figure 1: SOSA values (units/ml) for Ye Eun healing water against tap and other healing waters

Water cluster

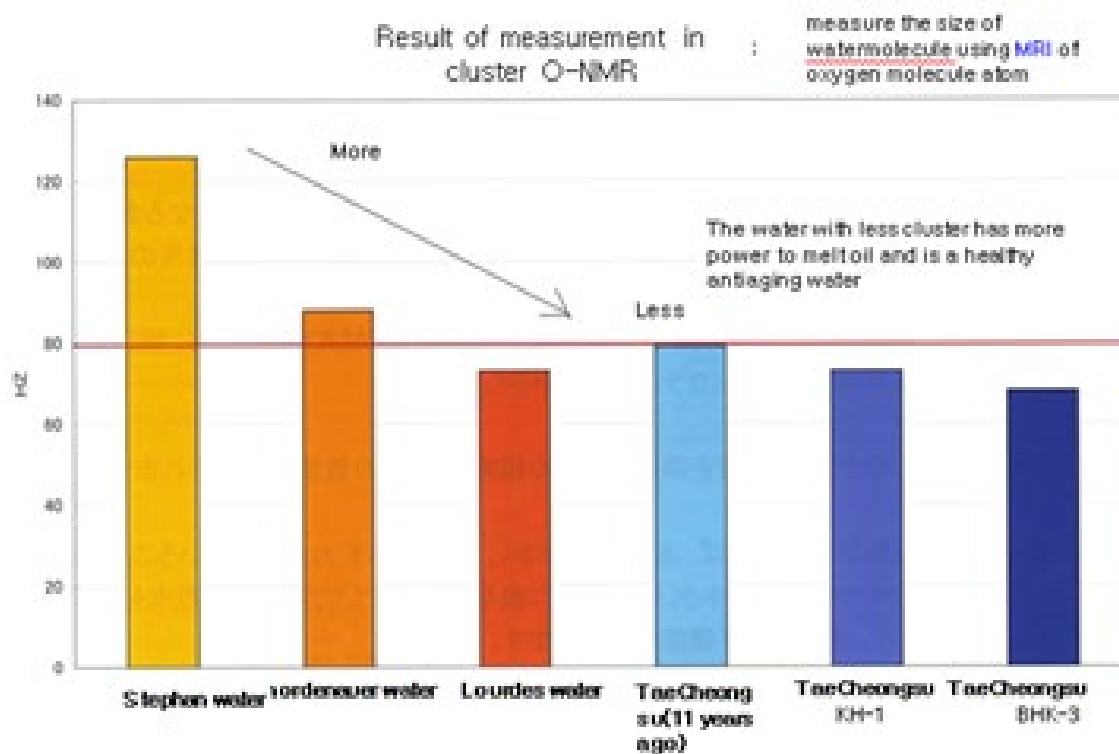


Figure 2: Water cluster size (hz) for Ye- Eun healing water compared against Stephan, Nordenauer and Lourdes water

Active hydrogen

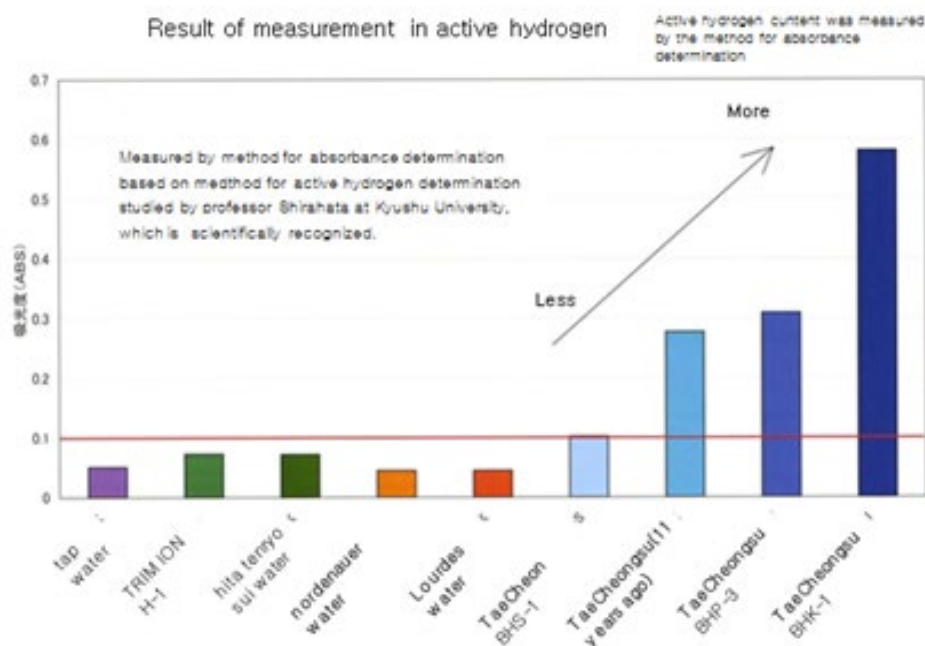


Figure 3: Absorbance values for evaluation of active hydrogen present in Ye Eun healing water against other waters

Hydrogen peroxide degradation capability:

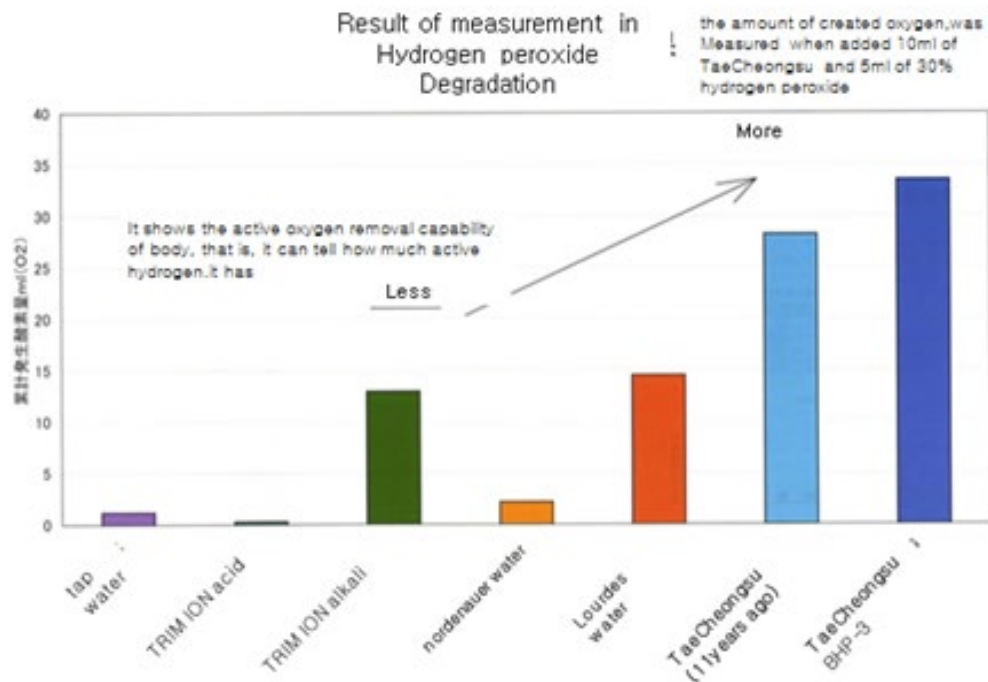


Figure 4: Oxygen values generated from decomposition of hydrogen peroxide added to water

Dissolved oxygen:

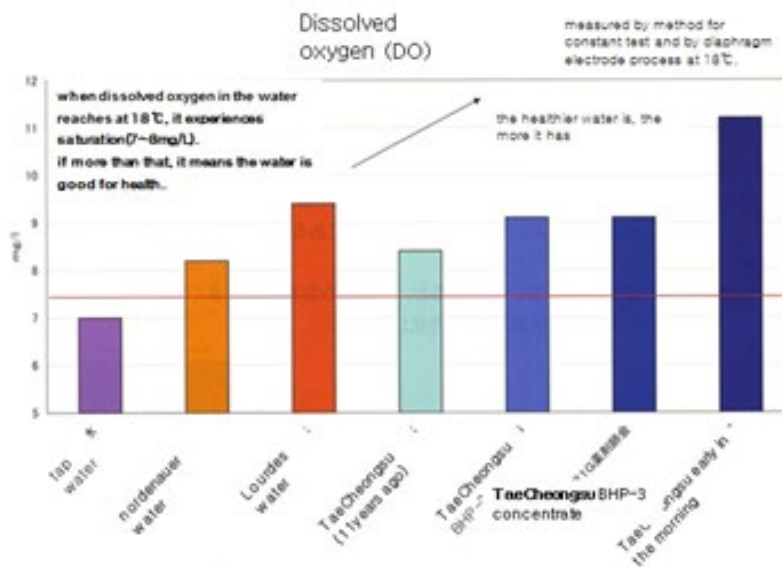


Figure 5: Dissolved oxygen content in water (mg/l)

Discussion:**SOSA analysis:**

Reactive oxygen species (ROS) cause irreversible damage to biological macromolecules, resulting in many diseases. Superoxide anion radicals (O₂⁻) are one of the most destructive reactive oxygen species. They are harmful to living cells and also reduce the quality of water by starting a chain reaction, leading to the formation of more free radicals, including hydrogen peroxide and hydroxyl radicals. Antioxidants are normally applied to prevent the oxidation of such molecules that form harmful reactive molecules.

In living organisms, superoxide anion radicals are removed by the enzyme superoxide dismutase (SOD), which converts the superoxide radical into either ordinary molecular oxygen (O₂) or hydrogen peroxide (H₂O₂) [16], [17].

Control activity value of 100 units/ml was set for our water SOSA evaluation. Stephan, Lourdes and Nordenauer waters showed values of approximately 100-150 units/ml. Tap water did not reach the control value (SOSA < 100 units/ml). The TaeCheongsu water showed high SOSA values, with TaeCheongsu BHS-I, TaeCheongsu KH-1 and TaeCheongsu BHK 3 recording values of ~200 units/ml and TaeCheongsu healthy concentrate showing highest SOSA antioxidant capability at ~300 units/ml.

The superoxide anion radical scavenging activities (SOSA) of water refer to the ability of water to prevent further oxidation of the superoxide anion radicals. It is also a measure of the increase of the anti-oxidative enzyme superoxide dismutase (SOD) to enhance the level of immunity in living organisms. The results show that TaeCheongsu waters showed significant antioxidant capability and potentially increases vitalization of the SOD enzyme in living organisms.

Cluster size:

The amount of cluster in water was measured using the frequency in 170 line width. Wider widths (lower frequency) refer to slower molecule movement, pointing to a larger cluster size, while water with narrower line width (higher frequency) refers to a faster molecular motion and smaller cluster size.

Our results show that TaeCheongsu BHK-3 and TaeCheongsu KH-1 had the smallest cluster sizes with frequency of ~70 hz. This was followed by Lourdes water (~75 hz), 11 years old TaeCheongsu water (~80 hz), Nordenauer water (~90 hz) and finally Stephan water with largest cluster size of ~120 hz.

Smaller width (high frequency) readings are more preferable, because it denotes a smaller water molecule size with capabilities to melt oil. Moreover, the smaller size means the water molecule is easily absorbed into the body, thus exerting anti-aging properties in the body.

Active hydrogen:

A higher absorbance reading in the result refers to higher active hydrogen content in the water. TaeCheongsu BHK-1 had the

highest active hydrogen content, with absorbance value of ~0.6 A. This was followed by TaeCheongsu BHP-3 (~0.3 A), 11- year old TaeCheongsu water (~0.28 A) and TaeCheongsu BHS-1 (~0.11 A). Lourdes and Nordenauer healing waters showed values of ~0.05A, which was very similar to tap water. TRIM ION H-1 and Hita Tenryosui water from Japan showed slightly better values at close to 0.1 A.

Active oxygen, which is a free radical, can be neutralized by active hydrogen. The active hydrogen presents suppressive effects on diseases related to oxidative- stress, as reported by several papers [14]. Therefore, a high active hydrogen content is beneficial to health in its capacity to prevent cell damage due to oxidation.

Hydrogen peroxide degradation capability:

Hydrogen peroxide is one of the two products of the enzyme superoxide dismutase (SOD) which is less desirable. It is also an active oxygen with harmful properties to the body. The ability of water to decompose hydrogen peroxide into water and oxygen is a highly sought after quality.

Results from our study indicate that TaeCheongsu BHP-3 water has the highest hydrogen peroxide degradation capability (~35 units O₂), followed by 11- year old TaeCheongsu (~30 units), Lourdes water (~15 units), TRIM ION alkali water (~15 units), Nordenauer water (~2.5 units), tap water (~2 units) and finally TRIM ION alkali water (~1 unit).

Dissolved oxygen (DO):

Water contains dissolved oxygen in various amounts, depending on several factors. Dissolved oxygen reaches saturation of approximately 7-8 mg/l at 18 °C. Water that contains dissolved oxygen at higher concentrations at this temperature is deemed healthier, as consumption of such water increases the amount of dissolved oxygen in the blood, which revitalizes the cells that the blood is carried to.

Analysis of the waters for dissolved oxygen shows that highest amount of dissolved oxygen present in the water follows the order: taecheongsu water collected in the morning (~11 mg/l) > Lourdes water (~9.5 mg/l) > taecheongsu BHP-3 concentrate (~9 mg/l) > 11- year old taecheongsu (~8.5 mg/l) > Nordenauer water (~8 mg/l) > tap water (~7 mg/l). Taecheongsu water collected in the morning showed best dissolved oxygen readings, while other taecheongsu waters followed Lourdes water in dissolved oxygen content. Tap water had the least dissolved oxygen content, less than the saturation point of 7~8 mg/l.

The results suggest that taecheongsu water was the most ideal for health improvement due to its high dissolved oxygen content, whilst tap water was the least ideal.

Conclusion:

The present study showed that the antioxidant properties (SOSA), water cluster, dissolved oxygen, active hydrogen and hydrogen peroxide degradation capability for taecheongsu water were significantly better than tap and other natural healing waters,

including Lourdes, Nordenauer and Hita Tenryosui waters. The outcome presents interesting composition of the taecheongsu water against other waters and presents this water as a promising natural source of antioxidant against radicals and for the general promotion of health. The study may encourage more awareness of the health benefits of natural taecheongsu healing water and increase its consumption.

References:

- Mandal, P. P., Mandal, B. (2001) [A textbook of homeopathic pharmacy](#). London: New Central Book Agency.
- Martin, W. J. (2015) Is the Brain an Activator of the Alternative Cellular Energy (ACE) Pathway? *International Journal of Complementary & Alternative Medicine*. 1(1): 00002. DOI: [10.15406/ijcam.2015.01.00002](#)
- Benedetti S, Benvenuti F, Nappi G, Fortunati NA, Marino L, Aureli T, Luca S, Pagliarani S, Canestrari F. (2009) [Antioxidative effects of sulfurous mineral water: protection against lipid and protein oxidation](#). *Eur J Clin Nutr*. 63:106–112. doi: [10.1038/sj.ejcn.1602892](#).
- Costantino M, Giuberti G, Caraglia M, Lombardi A, Misso G, Abbruzzese A, Ciani F, Lampa E. (2009) [Possible antioxidant role of SPA therapy with chlorine-sulphur -bicarbonate mineral water](#). *Amino Acids*. 36:161–165. doi: [10.1007/s00726-008-0032-y](#).
- Li Y, Hamasaki T, Teruya K, Nakamichi N, Gadek Z, Kashiwagi T, Yan H, Kinjo T, Komatsu T, Ishii Y, Shirahata S. (2012) [Suppressive effects of natural reduced waters on alloxan-induced apoptosis and type 1 diabetes mellitus](#). *Cytotechnology*. 64(3):281-97.
- Smith CW. (2004) [Quanta and coherence effects in water and living systems](#). *The Journal of Alternative & Complementary Medicine*. 10(1):69-78.
- Emoto M. (2004) [Healing with water](#). *The journal of alternative & complementary Medicine*. Feb 1;10(1):19-21.
- Davenas E, Beauvais F, Amara J, Oberbaum M, Robinzon B, Miadonnai A, Tedeschi A, Pomeranz B, Fortner P, Belon P, Sainte-Laudy J. (1988) Human basophil degranulation triggered by very dilute antiserum against IgE. *Nature*. 33(6176):30.
- Rylander R. (2008) [Drinking water constituents and disease](#). *The Journal of nutrition*. 138(2):423S-5S.
- Tubek S. (2006) [Role of trace elements in primary arterial hypertension](#). *Biological trace element research*. 114(1-3):1-5.
- Henry M, Chambron J. (2013) Physico-Chemical, Biological and Therapeutic Characteristics of Electrolyzed Reduced Alkaline Water (ERAW). *Water*. 5(4):2094-115.
- Shirahata S, Nishimura T, Kabayama S, Aki D, Teruya K, Otsubo K, Morisawa S, Ishii Y, Gadek Z, Katakura Y. (2001) [Anti-oxidative water improves diabetes](#). In: Linder-Olsson E, Chatzissavidou N, Lüllau E, editors. *Animal cell technology: from target to market*. The Netherlands: Kluwer; 574–577.
- Noda Y, Anzai K, Mori A, Kohno M, Shinmei M, Packer L. (1997) [Hydroxyl and superoxide anion radical scavenging activities of natural source antioxidants using the computerized JES-FR30 ESR spectrometer system](#). *Biochem Mol Biol Int*. 42:35-44.
- Shirahata, S., Hamasaki, T., Teruya, K. (2012) [Advanced research on the health benefit of reduced water](#). *Trends in Food Science and Technology*. 23 (2): 124-131.
- Halliwell, B., Gutteridge, J.M.C. (1985) [Free radicals in biology and medicine](#). Oxford, UK: Oxford University Press.
- Packer, L., Glazer, A.N. (1990) [Methods in enzymology: oxygen radicals and antioxidants](#) San Diego, CA: Academic Press (Vol. 186, Part B).